

ILLUMINATOR E


Emergency Lighting Inverter System




SINGLE PHASE SYSTEMS

1.5kVA/kW to 16.7kVA/kW

For All Lighting & Motor Loads



Models 1.5kVA to 5.0kVA



Models 6.0kVA to 16.7kVA

STANDARD FEATURES

- 98% Efficient Typical
- Automatic Event, Test, and Alarm Log
- User Programmable With Password Protection
- Input Circuit Breaker
- RS232 Communications Port
- Space-Saving Design
- No Break 2ms Transfer Time
- NFPA 101 Self Testing and Data Logging
- Code Compliant : 90 Min. Runtime
- 65 KAIC Input Rating
- NEMA Type 1 Cabinet

OPTIONAL FEATURES

- Enhanced Communications
 - Expanded Building Management Protocols
 - BACnet or Modbus Communications Interface
 - NEW IoT Connect Cloud Software
- Internal or External Maintenance Bypass
- Summary Alarm
- Output Circuit Breakers
- Status Monitoring & Summary Form C Contacts
- Normally Off Output with Time Delay
- Output Trip Alarms
- Seismic
- Factory Startup & Training
- Extended Maintenance & Factory Warranty

SPECIFICATIONS

- Input Voltage: 120 or 277VAC | 1-Phase 2-Wire Plus Ground
- Output Voltage: 120 or 277VAC | 1-Phase 2-Wire Plus Ground
- Output Load Power Factor .5 Lag to .5 Lead
- Output Voltage Distortion Less Than 3% THD for Linear Loads
- Custom Voltage Available (Contact Factory)
- Forced Air Cooling Only During Emergency Operation; No Filters Required
- Compatible with All Lighting and Motor Loads
- Generator Compatibility
- 90 Minute Runtime Standard; Extended Runtimes Available upon Request

ILLUMINATOR E

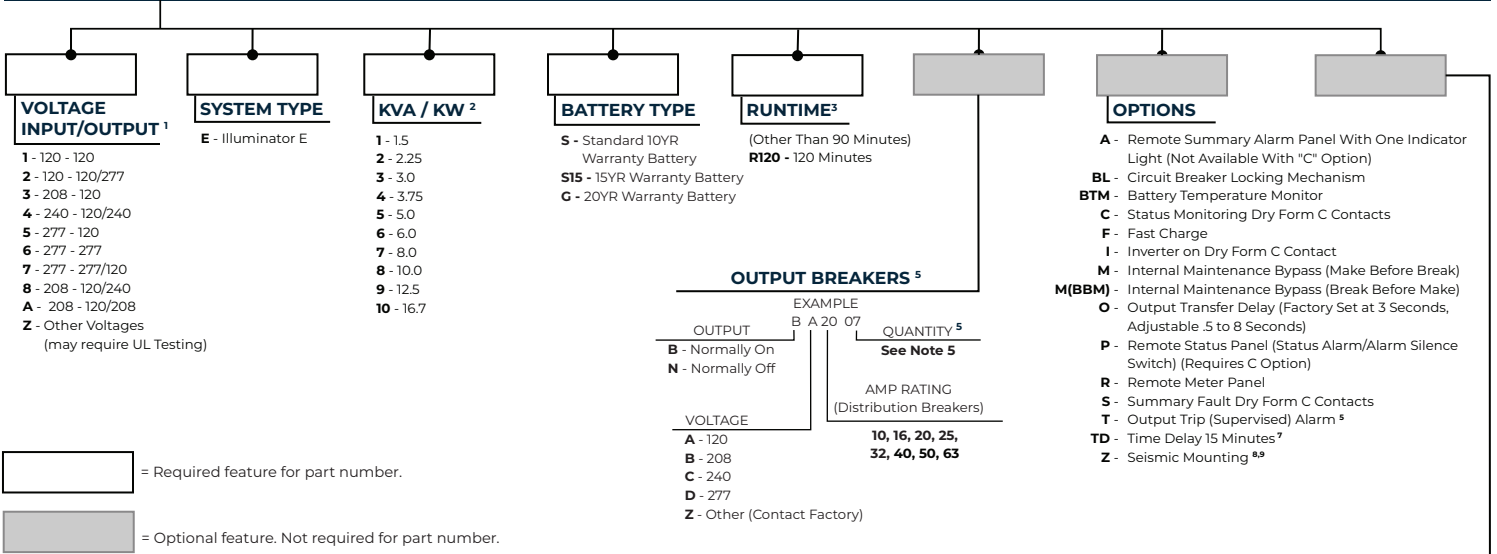
Emergency Lighting Inverter

Single Phase Systems 1.5kVA/kW to 16.7kVA/kW



ORDERING GUIDE

EXAMPLE MODEL # 1-E-4-S-BA2007-T-S-M-2YW



ACCESSORIES

- DT - Drip Top (NEMA 2)
- EMBP - External Maintenance Bypass Switch^A
- SPARES - Spare Fuses & Circuit Boards
- SPAREF - Spare Fuses

A) With External Maintenance Bypass Switch, only main output breaker is available.

- Only single phase voltages available.
- KVA= KW
- Standard battery runtime is 90 minutes. Contact factory for other runtimes. 120-minute run time is not available for 16.7kVA systems.
- Normally off loads cannot exceed 20% of total kVA rating with any combination of HID loads.
- Maximum output breakers available: 12 unsupervised (1-pole), 8 supervised (1-pole) for 1.5kVA-5kVA; 24 unsupervised (1-pole), 18 supervised (1-pole) for 6kVA-16.7kVA; Breakers provided are 20 Amps unless specified otherwise. A 2-pole breaker occupies 2 positions. Additional output breakers available on 1.5kVA-5kVA units with optional top mount enclosure. Contact factory for details.
- One year warranty is standard.
- Time delay of normally off circuit will stay activated 15 minutes after return of utility.
- Anchorage based on calculations. For systems requiring OSHPD/Withstand testing, see Illuminator E-H.
- Seismic Mounting increases footprint from that noted above. Contact factory for detailed seismic mounting drawing.

- WARRANTY & ONSITE SERVICES⁶**
- 2YW - Start Up & Same Day Training (Increases Standard 1 Year Electronics Warranty to 2 years)
 - 2YWT - Start Up, Same Day Training and Full Run Test (Increases Standard 1 Year Electronics Warranty to 2 years)
 - 5YP - 5-Year Maintenance Plan
 - 5YW - 5-Year Extended Electronics Warranty (Includes 3 Years of Extended Electronics Warranty When Combined With 2YW)
 - TR - Training (if Required on Day Other Than Start Up)

DIMENSIONS

Alternate runtimes may affect cabinet size - contact factory.

Electronics Module					Cabinet Dimensions*				Batteries 90 Minutes @ Full Load				Total System Weight (lbs / kg)
Partial Model Number	Power Rating (kVA / W)	Efficiency (Typical Percent)	Audible Noise (db)	Heat Loss (BTU)	Width (in / cm)	Height (in / cm)	Depth (in / cm)	Weight (lbs / kg)	90 Minutes Batteries (lbs / kg)	Number of Batteries	Voltage (VDC)	Current (amps)	
													E-1-S
E-2-S	2.25	98	45	153	30 / 77	47 / 119	25 / 64	230 / 105	444 / 200	6	72	38	679 / 306
E-3-S	3.0	98	45	204	30 / 77	47 / 119	25 / 64	235 / 107	592 / 266	8	96	38	827 / 372
E-4-S	3.75	98	45	255	30 / 77	47 / 119	25 / 64	240 / 109	740 / 330	10	120	37	980 / 441
E-5-S	5.0	98	45	340	30 / 77	47 / 119	25 / 64	280 / 128	888 / 400	12	144	40	1168 / 525
E-6-S	6.0	98	45	408	48 / 122	76 / 193	25 / 64	605 / 272	1110 / 500	15	180	40	1715 / 772
E-7-S	8.0	98	45	544	48 / 122	76 / 193	25 / 64	640 / 288	1480 / 666	20	240	39	2120 / 954
E-8-S	10.0	98	45	680	48 / 122	76 / 193	25 / 64	785 / 353	1776 / 800	24	144	82	2561 / 1153
E-9-S	12.5	98	45	860	48 / 122	76 / 193	25 / 64	805 / 362	2220 / 999	30	180	82	3025 / 1361
E-10-S	16.7	98	45	1135	48 / 122	76 / 193	25 / 64	885 / 398	2960 / 1332	40	240	80	3845 / 1730